



SIP phone How to reset admin password

Title:	SIP phone How to reset admin password	Version:	v1.0	Date:	06/06/2024
Product:	Video Intercom	Page:	1 of 3	HIKVISION	

Preparation

1. DS-KP9301-HE1
2. DS-KP8200-HE1 or DS-KP8000-(W)HE1 or DS-KP6000-HE1



Option 1: Reset admin password on DSKP9301-HE1

Power on the device. Click the 4 corner of the screen continuously. For about 10 seconds until the red indicator blinks once.

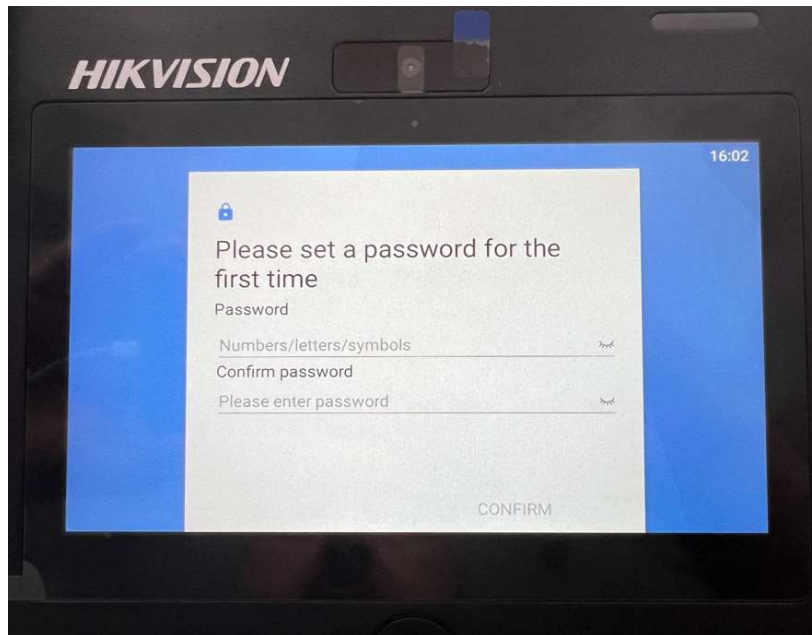


Title:	SIP phone How to reset admin password	Version:	v1.0	Date:	06/06/2024
Product:	Video Intercom	Page:	2 of 3	HIKVISION	

Wait for the Erasing message to appear.



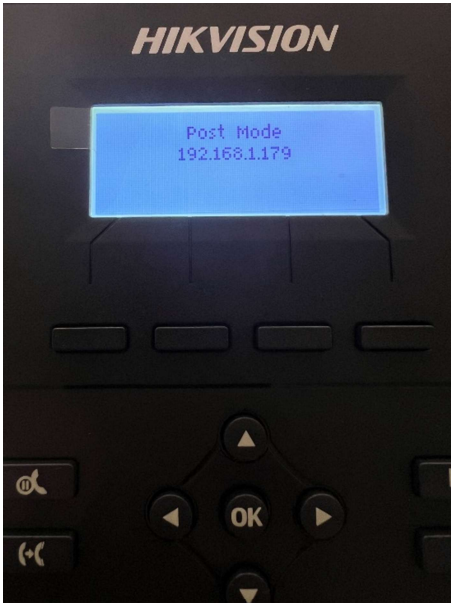
Wait 20 more seconds. Enter and confirm new admin password.



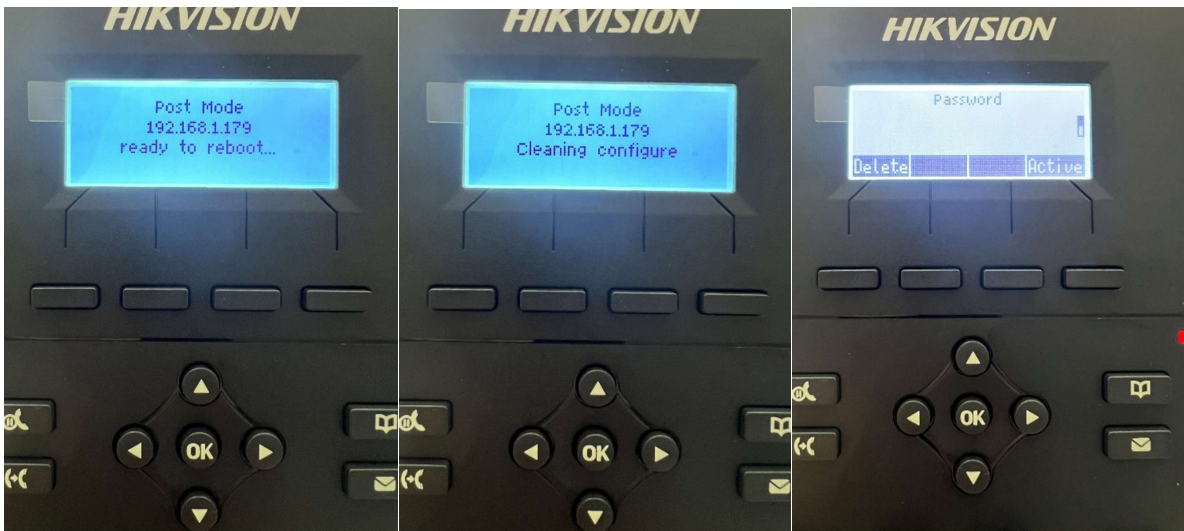
Title:	SIP phone How to reset admin password	Version:	v1.0	Date:	06/06/2024
Product:	Video Intercom	Page:	3 of 3	HIKVISION	

Option 2: Reset admin password on DS-KP8200-HE1 or DS-KP8000-(W)HE1 or DS-KP6000-HE1


Power on the device. When you see the indicator light flashing, press the #key to enter Post mode.



Enter *#168. Device will reboot and clean configure. Enter and confirm new admin password.



Note: It is not visible in SADP for file export (may not be compatible)



See Far, Go Further